

CLIMA COOL®

A **NIBE** GROUP MEMBER



MODULAR CHILLER PRODUCTS

AIR-SOURCE AND WATER-SOURCE
MODULAR CHILLERS





SPACE & COST
SAVINGS



WIDE VARIETY

of products and configurations to fulfill your application demands.

Climacool® is dedicated to providing flexible configurations to meet all your application needs, no compromises. These modular chillers are utilized in a wide variety of heating, cooling, and simultaneous heating and cooling applications in both commercial and industrial buildings. Whether the need is a dedicated chiller for off peak loads, comfort cooling, or a truly redundant simultaneous heating and cooling plant, the following fundamental design features are integral to providing a complete climate control solution.

No compromises!

FEATURES AND BENEFITS

Compact

Small footprint reduces installation cost and restrictions on placement.

CoolLogic Touch™ Control System



The CoolLogic Touch Control System provides complete system

integration for ultimate chiller performance. It allows for control of modules via Ethernet cable and interfaces with native BACnet® communication. The CoolLogic Touch Control System governs all top-level events, timing and compressor staging and allows operator interface for all levels of setting and retrieving data. It maintains precise temperature control for cooling, heating, and simultaneous heating and cooling applications to ensure the highest building comfort for occupants.

ELECTRIC HEATING TO MEET YOUR BUILDINGS' DECARBONIZATION & ELECTRIFICATION REQUIREMENTS

Energy Efficient

All Climacool modules are designed to meet or exceed ASHRAE 90.1 minimum efficiency requirements.

Environmentally Friendly

A micro charge of low GWP R-454B refrigerant offers better efficiency and minimal performance derate. With a GWP of 466, it fits well within current requirements.

Expandable

Modular design allows for incremental system capacity to accommodate future growth.

Service Friendly

Design allows easy access to major components making the models fully serviceable and maintainable without removing a module from the chiller bank or disassembling headers.

Simple

Easy connect design simplifies installation, service and controls.

Sustainable

Based on application, Climacool chillers can help meet LEED® prerequisites and contribute significant system points toward LEED building certification.

True Redundancy

Separate module electrical feeds and dual independent refrigeration circuits provide true system redundancy.

LEED® CATEGORIES SATISFIED BY CLIMACOOL SYSTEMS:

Enhanced Commissioning and Measurement and Verification

CoolLogic Touch Control System provides maximum flexibility with BAS interface.

Enhanced Refrigerant Management

Optional refrigerant pressure relief valves to meet mitigation codes for A2L refrigerants.


Optimized Energy Performance

Meets or exceeds ASHRAE 90.1 minimum efficiency requirements.

Thermal Comfort

Precise required heating and cooling ensures the highest comfort for building occupants.


AIR-SOURCE MODULAR CHILLERS



CHILLERS (UAC)

The ultimate in design flexibility with back-to-back and end-to-end configurations. This allows combining tonnages to obtain specific project turndown for required bank capacity. High efficiency, variable speed EC fans provide integral head pressure control while operating at low noise levels.

- **Tonnages:** 20, 30, 50, 60
- **Configurations:** From 20 - 720 tons per bank
- **Voltages:** 208, 230, 460, 575
- **Dimensions:**
 - 20, 30 tons:
 - 83.8" w x 112.5" h x 39.8" d
 - (212.73 cm x 285.65 cm x 100.97 cm)
 - 50, 70 tons:
 - 83.8" w x 112.5" h x 80.5" d
 - (212.85 cm x 285.65 cm x 204.47 cm)




SHC HEAT PUMPS (UAU)

The SHC onDEMAND[®] system eliminates the need for separate heating and cooling equipment while saving installation costs and reducing the physical footprint and overall operating costs. Modules include high-efficiency, variable-speed EC condenser fans with integral head-pressure control and acoustical design providing low operating noise levels.

- **Tonnages:** 20, 30, 50, 60
- **Configurations:** From 20 - 720 tons per bank
- **Voltages:** 208, 230, 460 and 575
- **Dimensions:**
 - 20, 30 tons:
 - 83.8" w x 112.5" h x 39.8" d
 - (212.73 cm x 285.65 cm x 100.97 cm)
 - 50, 70 tons:
 - 83.8" w x 112.5" h x 80.5"
 - (212.85 cm x 285.65 cm x 204.47 cm)


AIR-SOURCE MODULAR CHILLERS



HEAT PUMPS (UAT)

Designed to provide a quiet, serviceable, and extremely efficient system that will offer years of reliable operation. It includes high efficiency, variable speed EC condenser fans with integral head pressure control and an acoustical design with low operating noise levels.

- **Tonnages:** 20, 30, 50, 60
- **Configurations:** From 20 - 720 tons per bank
- **Voltages:** 208, 230, 460 and 575
- **Dimensions:**
 - 20, 30 tons:
 - 83.8" w x 112.5" h x 39.8" d
 - (212.73 cm x 285.65 cm x 100.97 cm)
 - 50, 70 tons:
 - 83.8" w x 112.5" h x 80.5"
 - (212.85 cm x 285.65 cm x 204.47 cm)



FREE COOLING (UAF)

Directly couples to air cooled chiller banks and includes glycol free cooling coils; high efficiency, variable speed EC condenser fans with integral head pressure control and acoustical design providing low operating noise levels; two position motorized water isolation valve; 3-way bypass valves; and fully integrated controls.

- **Tonnages:** 30, 60
- **Voltages:** 208, 230, 460 and 575
- **Dimensions:**
 - 30 tons:
 - 83.8" w x 112.5" h x 39.8" d
 - (212.73 cm x 285.65 cm x 100.97 cm)
 - 60 tons:
 - 83.8" w x 112.5" h x 80.5" d
 - (212.85 cm x 285.65 cm x 204.47 cm)

AIR-SOURCE MODULAR CHILLERS SKID OPTIONS

Skid configurable up to 37' long

Lower construction cost

- Chiller plant assembles pre-piped skids, reducing rigging time and cost
- Factory-provided control & power wiring to units is available
- Preassembly reduces the chiller plant footprint, minimizing architectural screening (if required for the building site)



Pre-piped skid ready for install



Pre-piped skid being installed

OPTIONS TO SUIT EVERY NEED

Automatic CS Series Strainer Package

Field installed, high quality, low maintenance stainless steel filtration systems with 40 mesh stainless steel screens will reduce operating costs and prevent nuisance condenser issues. Strainer package can be equipped with optional pressure differential alarm and automatic time flush.

Coil Coating (Air-Source Only)

Factory installed coil coating with a 6,900 hour salt spray rating for outdoor element protection.

Heat Trace for Freeze Protection (Air-Source Only)


Protects all wetted components in the equipment down to 0°F ambient.

Hot Gas Bypass or VFDs

Factory installed, allowing unit operation below the minimum step of unloading.


Manual Strainers

Strainers are 40-mesh, "Y" or "Basket" style and 125 or 300 psig rated. For ease of service, they must be field-installed externally to the chiller. Strainers inside headers, which require disassembly for cleaning, are not recommended.



Differential Pressure Flow Sensor

Field installed to prevent operation of the chiller without sufficient water flow to the evaporator and/or condenser.



SHC Operation

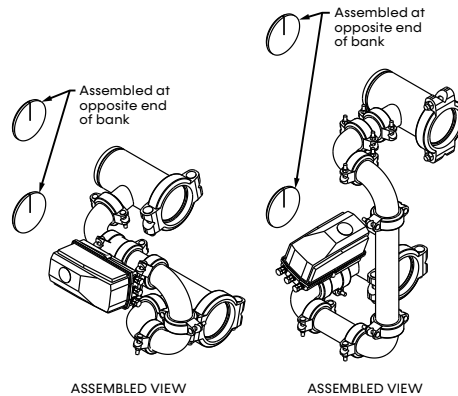
Factory installed to include four (4) headers for Packaged Air-Cooled or six (6) headers for Water-Cooled and integral motorized valves for indexing any module for heating and/or cooling operation.

65 KA SCCR Electrical

The maximum short-circuit current level the chiller can withstand is 65 kA. An external, field-installed circuit breaker or fuse must be installed upstream of the chiller.

Water Header Bypass

A field installed water header bypass may be utilized to prevent deadheading the pump.



Water Isolation Valves and Individual Heat Exchanger Flush Ports

Factory installed to provide module isolation for maintenance and individual cleaning of evaporator and/or condenser heat exchangers. This is accomplished without increasing unit or bank dimensions. Individual heat exchangers can be backflushed/cleaned while adjacent modules continue normal operation. Optional choice of integral manual or motorized valves includes ¾" fill and flush valves.

Weatherproof Enclosure

NEMA 4 enclosures for CoolLogic Touch Control System panel.

WATER-SOURCE MODULAR CHILLERS



COMPACT MODULAR (PW)

All-new compact cabinet for maximum application flexibility and expandability to accommodate current and future needs. The PW Series is available in cooling only, heat pump, and heat recovery operation.

- **Tonnages:** 20, 30, 50, 65 & 80
- **Configurations:** From 20–960 tons per bank
- **Voltages:** 208, 230, 460, 575
- **Dimensions:**
 - 20 & 30 tons:
 - 24.75" w x 70.1" h x 55.0" d
(Add 9" d for 6" Header Rack or 11" d for 8" Header Rack)
 - (62.87 cm x 178.05 cm x 129.70 cm)
(Add 22.86" cm for 6" Header Rack or 27.94" cm for 8" Header Rack)
 - 50, 70 & 80 tons:
 - 30.75" w x 73.5" h x 60.0" d
(Add 9" d for 6" Header Rack or 11" d for 8" Header Rack)
 - (78.11 cm x 186.69 cm x 152.40 cm)
(Add 22.86 cm d for 6" Header Rack or 27.94 cm d for 8" Header Rack)



CHILLERS (UWC)

Designed for major application flexibility and expandability to accommodate current and future needs. This system grows with the building requirements and offers a simple design for easy initial and future installation.

- **Tonnages:** 30, 50, 70, 80
- **Configurations:** From 30 - 960 tons per bank
- **Voltages:** 208, 230, 460, 575
- **Dimensions:**
 - 30, 50, 70 tons:
 - 34.4" w x 79.1" h x 68.7" d
(87.38 cm x 200.91 cm x 174.50 cm)
 - 85 tons:
 - 34.4" w x 84.1" h x 68.7" d
(87.38 cm x 213.36 cm x 174.50 cm)

WATER-SOURCE MODULAR CHILLERS



HEAT PUMPS (UWT)

The high temperature heat pump utilizes a refrigerant reversing valve to provide heating or cooling operation compatible with boiler/tower and geothermal systems.

- **Tonnages:** 30, 50, 70, 80
- **Configurations:** From 30 - 960 tons per bank
- **Voltages:** 208, 230, 460 and 575
- **Dimensions:**
 - 15, 30, 50, 70 tons:
 - 34.4" w x 79.1" h x 68.7" d
 - (87.38 cm x 200.91 cm x 174.50 cm)
 - 85 tons:
 - 34.4" w x 84.1" h x 68.7" d
 - (87.38 cm x 213.36 cm x 174.50 cm)



HEAT RECOVERY (UWH)

The high temperature heat recovery can be utilized for heating and cooling operations and is compatible with boiler/tower and geothermal systems. Heat recovery can provide hot water, while also producing chilled water.

- **Tonnages:** 15, 30, 50, 70, 80
- **Configurations:** From 30 - 960 tons per bank
- **Voltages:** 208, 230, 460 and 575
- **Dimensions:**
 - 15, 30, 50, 70 tons:
 - 34.4" w x 79.1" h x 68.7" d
 - (87.38 cm x 200.91 cm x 174.50 cm)
 - 85 tons:
 - 34.4" w x 84.1" h x 68.7" d
 - (87.38 cm x 213.36 cm x 174.50 cm)

WATER-SOURCE MODULAR CHILLERS



SHC on DEMAND®
SIMULTANEOUS HEATING AND COOLING



SHC on DEMAND®
SIMULTANEOUS HEATING AND COOLING

SHC HEAT PUMPS (UWU)

The SHC onDEMAND® system eliminates the need to have separate equipment for heating and cooling while saving installation costs, reducing the physical footprint and overall operating costs.

- **Tonnages:** 30, 50, 70, & 80
- **Configurations:** From 30–960 tons per bank
- **Voltages:** 208-230, 460, 575
- **Dimensions:**
 - 30, 50, 70 tons:
 - 34.4" w x 79.1" h x 68.7" d
 - (87.38 cm x 200.91 cm x 174.50 cm)
 - 80 tons:
 - 34.4" w x 84.0" h x 68.7" d
 - (87.38 cm x 213.36 cm x 174.50 cm)

SHC HEAT RECOVERY (UWW)

Reduce energy consumption and the environmental impact of your heating and cooling equipment by harnessing energy that is already being produced but not used. Innovative engineering simplifies the simultaneous heating and cooling process, taking multitasking to a whole new level.

- **Tonnages:** 30, 50, 70, & 80
- **Configurations:** From 30–960 tons per bank
- **Voltages:** 208-230, 460, 575
- **Dimensions:**
 - 30, 50, 70 tons:
 - 34.4" w x 79.1" h x 68.7" d
 - (87.38 cm x 200.91 cm x 174.50 cm)
 - 80 tons:
 - 34.4" w x 84.0" h x 68.7" d
 - (87.38 cm x 213.36 cm x 174.50 cm)

MARKET APPLICATIONS



K-12
Education



Industrial
Labs



Multi-family
Residential



Hospitality



Data
Centers



Manufacturing



Retail



Public



Healthcare

Contact your local ClimaCool representative or visit our website at www.climacoolcorp.com to find out more about the heating and cooling solutions that may fit your application needs.



A NIBE GROUP MEMBER

7300 SW 44th St | Oklahoma City, OK 73179
Phone: 405.815.3000 | Fax: 405.415.9231
www.climacoolcorp.com

Climacool works continually to improve its products. As a result, the design and specifications of each product at the time of order may be changed without notice and may not be as described herein. Please contact Climacool's Customer Service Department at 405-815-3000 for specific information on the current design and specifications. Statements and other information contained herein are not express warranties and do not form the basis of any bargain between the parties, but are merely Climacool's opinion or commendation of its products. The latest version of this document is available at www.climacoolcorp.com.